

A Catholic Guide to Door to Door Evangelizing

(A step by step approach)

April 12, 2012

Index:

Section Content

1. Purpose
2. Overview
3. Preparation
4. Evangelization
 - Step by Step
 - Script
5. Follow up
6. Miscellaneous
7. Miraculous Medal
 - A Brief Story
 - Enrollment in the Confraternity

John Rosenthal & Roger Cruze
Holy Family Parish
St. Louis Park, Mn 55416
D2DEvangelizing@gmail.com

Evangelization Guide:

1. Purpose:

- a. Bring Christ to people
- b. Bring people closer to Christ
- c. Invite people to come to Catholic Mass
- d. Show Catholics as being faith filled people
- e. Give people a simple resource to learn more about Catholicism
- f. Pray for the needs of others

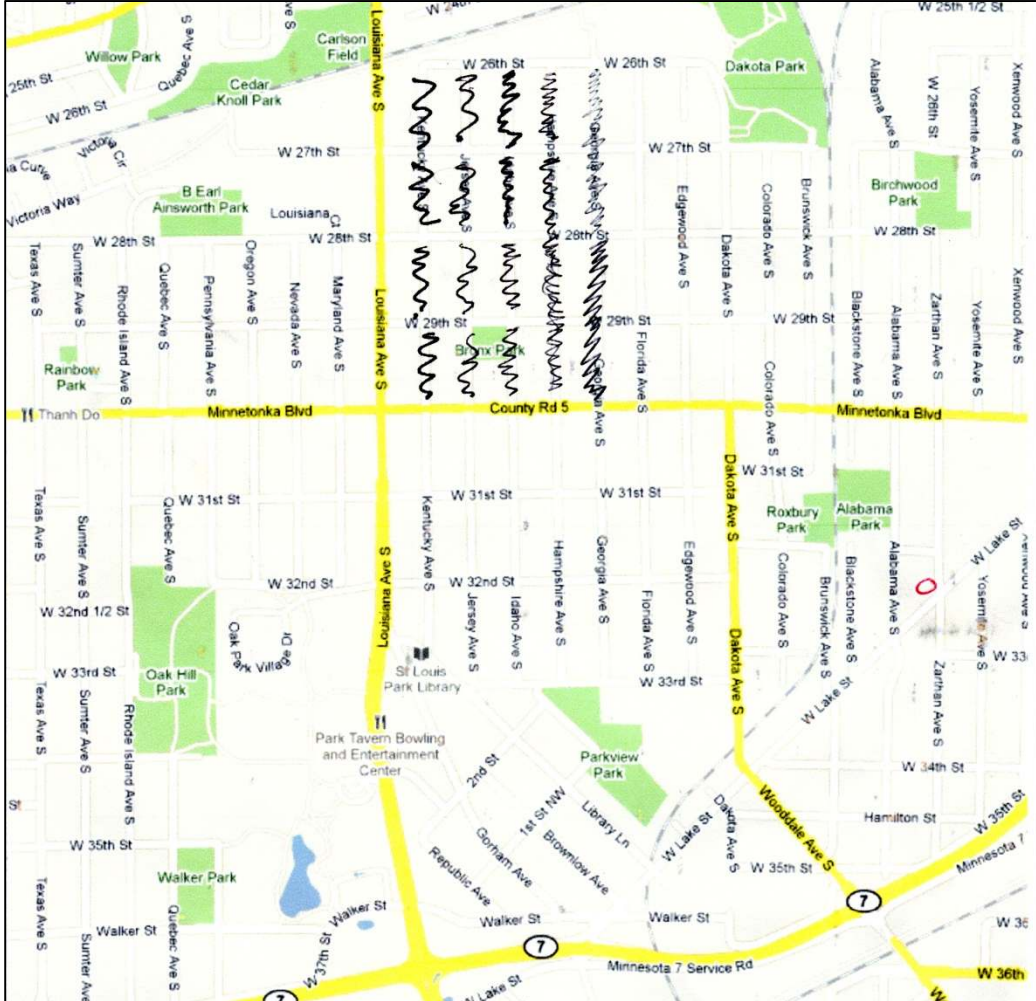
2. Overview:

- a. The team decides on the areas to be visited.
While you are just getting started, we suggest that you pick a neighborhood that is at the edge of your parish boundaries.
- b. The team visits each of the designated neighborhoods.
- c. Visit only homes (no apartments, condo's, businesses, playgrounds, etc.).
- d. The leader of the team does all of the talking.
The neighbor may feel overwhelmed if they have to talk to two people at the same time.
- e. The silent member of the team listens and prays quietly.
Pay attention to what's going on, but pray quietly.
When you see that the process can be improved, say so - between homes.
- f. The script should be kept brief and to the point of the visit.
- g. The team keeps track of their progress.
Keep track of the response rate (opened doors and types of responses).
- h. The team notes which homes should be revisited and why.
These notes will be used when you revisit them so they need to be clear and complete.

3. Preparation:

a. Prepare a map of the area you will be visiting:

· the following map is only a sample. Make one to fit your needs



· color in the streets that you have visited after each outing.

Prepare the handouts before you begin:

Newest recommended calling card:

· order sufficient Calling Cards

· Suggest ordering the cards from a local printer

3½" X 2½" (8 per page – larger than business cards)

use paper with the highest gloss that you can get

use the heaviest paper you can get (probably 12 point paper)

on one side, print a good copy of the Divine Mercy image

(the internet has several good, free, images)

on the other side, print your local church information

use good card stock with glossy finish

make the Divine Mercy image too good to throw away!

use as large a font as you can so that people can easily read it

Drill a hole for the rubber band?

have a hole drilled so that a rubber band can be attached to them

every card, even the one you hand the neighbor, will have a hole

this may undermine the "value" of the Divine Mercy image

very small cost for the convenience of not having to

punch a hole by hand

Punch a hole by hand for the rubber band?

punch holes in only the cards to be left at the door

don't punch holes in cards that are handed to the neighbor

the card without the hole will be more valuable and better looking

500 cards will cost about \$85 at FedEx or Kinko's

(about \$.17 each)

the 500 cards will likely last about a year

they are either handed directly to the neighbor or attached to their door

(at 20 per hour, it will take roughly 25 hours to give out 500 cards)

this card is the primary card given to the neighbor

other items can be given (blessed medal, holy card, CD, ...) if desired

· The reasoning for the newest recommended size and content is that:

1. It is more welcoming (inviting) than the card with the questions
the questions can still be asked face to face

2. The questions on the older recommended card may be too
challenging and may have a negative effect

3. The new card addresses both the vertical relationship (God and us)
and the horizontal relationship (our neighbors and us)

4. The new card replaces two of the older cards

5. If the Divine Mercy image is too good to throw away, then,

they will always have your parish information

· Note:

The total cost of the older handouts is roughly \$.33 each.

(Divine Mercy image, Blessed Medal, Calling Card)

The cost of the newer handouts is roughly \$.17 each.

(Blessed Medal is optional and given out only when it seems “safe”

- that is, when it won't be thrown away or mistreated)

If you are concerned about getting the colors printed correctly, use CMYK (not RGB) colors.


Sample of one side of the newest recommended card (3½ X 2½)

One side of the newest calling card ==→

<p>Welcome to Holy Family Catholic Church!</p> <p>Please join us for worship and fellowship.</p>	
<p>HOLY FAMILY CATHOLIC CHURCH 5900 WEST LAKE STREET ST. LOUIS PARK, MN Masses: Sat 5:00 / Sun 9:00 & 11:00 Office: 952-929-0113 Web site: HFCMN.org</p>	<p>Catholicscomehome.org UHF TV Channel 16 1330AM Relevant Radio RelevantRadio.com 24 Hour Perpetual Adoration Chapel</p>

Sample of the other side of the newest recommend card


Other side of the newest calling card ==→



Older recommended cards:


- order sufficient Catholic Resource cards
 - Suggest ordering the cards from VistaPrint.com
 - they will cost you somewhere between \$.01 and \$.02 each
 - your first order should be around 200 (20 hours to give out)
 - subsequent orders should be about 500
 - (at 10 per hour, it will take 50 hours to give out 500)
- order sufficient Miraculous Medals
 - Suggest ordering the Miraculous Medals from Leaflet Missal (in St. Paul)
 - they will cost you about \$.29 each when you buy a bag of 100ct
 - each bag of 100 will last you about 10 hours
 - have the Miraculous Medals blessed
 - Suggest you get them blessed by the archbishop
 - drop off the bag of medals at the Chancery
 - leave them with the receptionist
 - ask the receptionist to have the archbishop bless them
 - call back in a couple of days to see if they have been blessed
 - pick them up
- order sufficient Calling Cards
 - Suggest ordering the cards through a local printer
 - the cost can range anywhere from \$.10 to \$.35 each
 - initially order no more than 500 cards (you will be making changes)
 - three suggested sizes:
 1. 3½" X 2" (10 per page – standard business card size)
 2. 3½" X 2½" (8 per page – larger than business cards)
 3. Whichever size works best for you
 - use good card stock
 - use as large a font as you can so that people can easily read it

sample of a standard business size card

<ul style="list-style-type: none">· Have you found meaning in your life?· Does God have a place in your life?· Can my faith bring me closer to God?· What is your destiny after this life?· Are you curious about what Catholics believe?	
<p>Find the answer to all of these questions (and many more) at Holy Family's annual Rite of Initiation. Call the parish office at: 952-929-0113</p>	<p>HOLY FAMILY CATHOLIC CHURCH 5900 WEST LAKE STREET ST. LOUIS PARK, MN Masses on Saturday at 5:00 pm Sunday at 9:00 & 11:00 am Weekdays at 8:00 am</p>

primarily used to hang on doors where no one answers
punch a hole in the lower left side and
put a rubber band through it to hang on the neighbor's door

sample of a card slightly larger than the standard business card

<ul style="list-style-type: none">· What is my destiny after this life?· Is God's word important to me?· Do I have meaning in my life?· Is there an emptiness in my life?· Does God have a place in my life?· Will my faith bring me closer to God?· Am I curious about what Catholics believe?· Why has the Catholic church lasted 2000 yrs?	
Find the answer to all of these questions (and many more) at Holy Family's annual Rite of Initiation. Call the parish office at: 952-929-0113	HOLY FAMILY CATHOLIC CHURCH 5900 WEST LAKE STREET ST. LOUIS PARK, MN Masses on Saturday at 5:00 pm Sunday at 9:00 & 11:00 am Weekdays at 8:00 am

primarily used to hang on doors where no one answers
punch a hole in the lower left side and
put a rubber band through it to hang on the neighbor's door

the questions were designed to speak to three groups of people:

- 1, those with no faith
2. Non-Catholics looking for a stronger faith
3. Former Catholics

- order sufficient Divine Mercy cards
 - Suggest ordering the Divine Mercy cards from Divine Mercy Team web site is www.divinemercuryteam.org
Email is divinemercuryteam@sbcglobal.net
Telephone number is 707-546-4700
they will cost you \$15 including shipping for 1,000. [that is very cheap]
(suggest adding a little extra for a donation)
the following is a copy of the card we are using



The following is a copy of the Catholic Resource card that we are using. Design and order one that fits your needs.



- tape a Miraculous Medal to the right side of the card
(we used scotch tape, doubled over, behind the medal)
(two way tape might work better but it's more expensive)

- b. Bring two Bibles:
Protestant Bible
Catholic Bible

We suggest that you lay the Protestant Bible on top of the Catholic Bible so everyone can see it, but read only from the Catholic Bible. Most of the people you will meet will be Protestant and will recognize the Bible for what it is. Catholics generally don't recognize the Catholic Bible as being a Bible, however, they will recognize the Protestant Bible as a Bible.

- c. Prepare a chart to record your results.
 - Use a chart similar to the one below.

	Opened the door	No answer	Total doors	Response Pct	Scripture reading	Prayer request	Go away	Lutheran	Assembly of God	Former Catholic	Catholic	Eastern Religion	Jewish	Baptist	Jehovah Witness	Angelican	non-denomational
12-Nov	Friday 45° / cloudy / chance of rain																
11:30	5	17	22	23			2					1					1
12:30	9	55	64	14			1	2			1						2
2:00	10	40	50	20		2		2		1	4						2
Total	24	112	136	18		2	3	4		1	5	1					5

· Keep track of the following data

1. The number of doors where there was no answer.
2. The number of doors where someone answered.
3. What faith they are affiliated with (if offered).

If they feel uncomfortable, don't press the issue.

4. If they asked you to pray for them.

Write down their first names, address, and why you prayed for them.

5. If they consented to read Scripture with you.
6. The day of the week.
7. The time of day (in one hour increments).
8. Weather conditions (cloudy, 55°, mist, light breeze, ...)

All of this recording may seem to be too much, but the intent is to find the best day of the week and the best time to get people to answer the door. It's also used to show progress.

- d. We also recommend that during, or after, each outing, someone records the details of the most interesting encounter(s) you had. This will be helpful should you want to offer a special prayer for them or relate the encounter to others.

4. Evangelization:

Step by Step:

Prayer

- a. Pray before you start.
Ask the Holy Spirit to:
 quiet your hearts,
 guide your steps, and
 give you the words that need to be spoken (no more and no less).
- b. Pray between homes
 (e.g. Glory be to the Father, ...).
- c. Pray after the evangelization outing
 (to give thanks).

The Encounter

- d. Knock on door. Don't use the doorbell unless you have to.
 Sales people ring door bells, neighbors and friends knock on doors.
- e. Wait 15 – 20 seconds for an answer
 If you hear someone inside, you may want to knock again
 however, wait no more than a total of 30 seconds.
 If there is no answer, move on.
- f. When someone answers and opens the door, smile and begin your script.
- g. Take note of the name and address where you've prayed with someone or
 especially where someone has shown some interest in the Catholic faith. Take
 special note of what happened (requested prayers for specific problems /
 troubles / needs). These are homes for potential revisits.
- h. If no one answers, use a rubber band to hang a Calling Card on their door knob

Scripts:

Script for the newest recommended calling card

- a. Good afternoon (or Good morning)
- b. My name is _____ and this is my friend _____. (first names only)
- c. We're from _____ church. (use the name of your church)
- d. We're here to greet you from our church
 (hand them the calling card with the Divine Mercy image facing them)
 We'd like to give you this image of Jesus which reminds us of His infinite mercy.

- e. We'd like to invite you to one of our weekend Masses at [parish name].
The times for our worship service are on the back of the card.
- f. Our pastor is a wonderful homilist and we'd love to have you visit us.
- g. Is there anything that you would like us to pray for, for you?
We have a prayer chain at our parish and would love to pray for you.

Be prepared to pray impromptu and tell them that you and others will be praying for them later.

Script for the older recommend calling card

- a. Good afternoon (or Good morning)
- b. My name is _____ and this is my friend _____. (first names only)
- c. We're from _____ church. (use the name of your church)
- d. We're here to greet you from our parish
(hand them the Catholic Resource card with the Miraculous Medal on it
and the Divine Mercy card)
- e. We'd like to give you a Miraculous Medal along with a Catholic Resource card.
- f. Archbishop Nienstedt has taken time out of his day to bless it for you.
- g. If you have any questions about the Catholic faith, there are a few resources on the card. Also, we've included the website of our parish.
- h. We'd also like to give you a nice picture of Jesus. The picture reminds us of his Infinite Mercy.
- i. We'd like to invite you to one of our weekend Masses at _____
(parish name) at _____. (give brief Mass schedule)

(Optional: give the neighbor a Calling Card with Mass times on it.)

- j. Our pastor is a wonderful homilist and we'd love to have you visit us.
- k. Is there anything that you would like us to pray for, for you?

Be prepared to pray impromptu and tell them that you and others will be praying for them later.

Also, depending on their answer, you can also ask if you could read a short reading from Scripture (suggest Mt 6:31–34 on worrying)
or ask them "What's your favorite Scripture verse?"

Worry = Mt 6:31-34
Overwhelmed = Psalm 46:8-11 (Be still and know that I am God)
Hope =

Praise = Psalm 118:23-24 (This is the day the Lord has made)
????? =

Be prepared to answer the same question – mark your Bible accordingly.

- l. If they are a candidate for a revisit, ask them if it would be okay to revisit them.
(Depends on their prayer request and/or interest level.)
- m. Wish them a good day and then leave.

5. Follow up:

(Under development)

6. Miscellaneous:

- a. If you want to use a different script or approach, do so. However, send us a copy of what you are doing so that we can monitor the results of your approach and offer your approach to others. Please keep your script simple because you will be given only a short period of time to get your point across before they decide to cut off the conversation.
- b. We've found that some of the Protestants won't accept the Miraculous Medal, however, they will accept the picture of Jesus. Note that the backside of the Divine Mercy card has instructions for praying the Divine Mercy chaplet.
- c. The leader should stand in front of the doorway (8 to 10 feet away) so that when the door is opened the person will be directly in front of the leader. Make sure you give the person just enough space so that they don't feel threatened.
- d. The silent partner should stand close to the leader, but just off to the side.
- e. If a child answers the door, ask if one of their parents is around. If they say no, bid them a good day and leave.
- f. Add the selected names to your parish prayer chain.
- g. With respect to the weather, we knocked on doors until the temperature got down to about 20^o without any wind. Dress warm and you will be okay.
- h. The silent (praying) partner keeps track of the statistics, names, addresses, and needs.
- i. As the silent partner, you may find it difficult to keep quiet, but please do so, unless something needs to be said or if you were asked a question. Consider making the comment to the leading partner as you move to the next home.
- j. If you don't want to be silent, then take turns being the leader.
- k. Be respectful of the lawns as you travel from home to home.
- l. At the corner of the block, knock only on the doors that have their primary entrance on the street you are visiting. If the primary entrance is on the cross street, knock on their door when you are visiting the cross streets.
- m. Getting into an apologetic discussion probably won't help you with your purpose. Answer any question truthfully, but don't deliberately provoke an argument. One of the team should have a good understanding of the faith in order to answer their questions.
- n. Take special note of those who:
 1. want you to pray for a special need, or
 2. show a small, easy apologetic interest in the faith, or
 3. show a stronger deeper interest in the faith.then,
ask if it would be okay for you to revisit them
then, later (3 months?)
revisit those who had a special need

have someone who is knowledgeable in the faith revisit the rest.

When you revisit, only two should be there. If you are bringing along someone who is knowledgeable in the faith, then one of the original team needs to stay back.

7. The Miraculous Medal:

A brief story

Vision of Catherine Laboure:

On May 2nd 1806, Catherine Laboure was born in the village of Fain-les-moutiers in France. Her mother died when she was only nine years old. After the death of her mother, she professed her love of Mary when she said “Now Blessed Mother, now you will be my Mother.” On January 22nd 1830 when she was 24 years old, she entered the religious life.

On July 18th 1830 at 11:30 pm she woke up when she hear someone talking to her. It was a little boy who she recognized as her guardian angel. She was instructed to go to the chapel because Our Lady was waiting for her. When she got there, she saw Our Lady sitting in the director’s chair and when the angel told her to go to her, she ran to Our Lady and knelt beside her. Mary told her of the coming trouble for France and that she (Catherine) needed to help. She was to have a medal struck.

Catherine asked Fr. Aladel to have the medal struck as she had detailed. He refused for three times and in the Spring of 1831, he told the archbishop about it. The archbishop told him to strike the medal immediately. However, because of a cholera outbreak, the medal wasn’t struck until May of 1832.

Images on the medal:

Front:

Outlining the front of the medal are the words: “O Mary conceived without sin pray for us who have recourse to thee.” The words surround an image of Mary standing on a globe and crushing the head of a serpent. This image comes from Genesis 3:15. With this image she is proclaiming that Satan and all of his followers are powerless before her.

The year 1830 is etched into the globe at the bottom of the medal. It is the year when Our Lady gave Saint Catherine the design for the medal.

Back:

In the center of the back side is the letter “M”. Directly on top of the letter “M” is a cross. Under that cross is a horizontal bar that represents earth. Notice that the letter “M” is intertwined with the cross of Christ and the earth.

Below the letter “M” are two hearts, one of which is encircled with thorns and the other is pierced by a sword. Both are on fire. Surrounding all of this are twelve stars which refer to the Apostles.

Miracles:

Originally it was called the “Medal of the Immaculate Conception”, it was soon called the “Miraculous Medal” because of all of the miracles associated with it.

For example, in 1949, at the St. Alexis Hospital in Cleveland, a miracle occurred involving a young boy who was sliding down a hill on a sled when he lost control of the sled and slammed into a tree. He had fractured his skull and suffered severe brain damage. He had been in a coma for ten days in a hospital without any voluntary movement when a priest (Fr. John Hardon S.J.) came upon him. Fr. Hardon wanted to give the boy a Miraculous Medal but didn’t have one and couldn’t find one. However, a nurse on the night shift found one for him. Fr. Hardon put the medal around the boy’s neck on a blue ribbon. Then he blessed the medal while the boy’s father held the paper used to invest the boy into the Confraternity of the Miraculous Medal. Immediately after Fr. Hardon had finished the enrollment, the boy opened his eyes for the first time in ten days and said, “Ma, I want some ice cream.”

Sainthood for Catherine:

By the time Catherine had died (1871), the number of medals that had been made was in the billions. She was beatified on May 28th 1933. Her incorrupt body is now resting in the Chapel of Our Lady of the Miraculous Medal. She was canonized on July 27th 1947 by Pope Pius XII.

Marian Promises:

Mary promised that “All who wear it will receive great graces, they should wear it around the neck. Graces will abound for persons who wear it with confidence. Mary promised that if we wear it around our neck she will protect us from Satan if we ask her for help.

The medal is a Sacramental, not a good luck charm. It is an outward sign of our inner devotion to Mary and to her Son, Jesus.

Enrollment in the Confraternity

Priest vests in surplice and white stole
+. Our help is in the name of the Lord

R. Who made heaven and earth
+. The Lord be with you
R. And also with you

Let us pray.

Almighty and merciful God, Who by the many appearances on earth of the Immaculate Virgin Mary were pleased to work miracles again and again for the salvation of souls; kindly pour out Your blessing + on this medal, so that all who devoutly wear it and reverence it may experience the patronage of Mary Immaculate and obtain mercy from You; through Christ our Lord. AMEN.

Priest sprinkles Miraculous Medal(s) with Holy Water, then presents it to person(s) saying:

Take this holy medal; wear it with faith, and handle it with due devotion, so that the holy and Immaculate Queen of Heaven may protect and defend you. And as she is ever ready to renew her wondrous acts of kindness, may she obtain for you in her mercy whatever you humbly ask of God, so that both in life and in death you may rest happily in her motherly embrace. AMEN.

Lord, have mercy.
Christ, have mercy.
Lord, have mercy.

Our Father...

+. And lead us not into temptation
R. But deliver us from evil
+. Queen conceived without Original Sin
R. Pray for us who have recourse to thee
+. O, Lord, hear my prayer
R. And let my cry come unto thee
+. The Lord be with you
R. And also with you

Let us pray.

Lord Jesus Christ, Who willed that Your Mother, the Blessed Virgin Mary conceived without sin, should become illustrious through countless miracles;

grant that we who ever seek her patronage may finally possess everlasting joys.
We ask this of You, Who lives and reigns forever and ever,
AMEN.

The enrollment prayers were taken from Catholic Online web site
<http://www.catholic.org/>